



Pacific ARIA

1,260 GUESTS, LOWER BERTHS | 9 GUEST DECKS
 MAXIMUM SPEED: 20 KNOTS | 219 M/719 FT IN LENGTH
 55,820 GROSS TONNAGE | UK REGISTRATION

ROOM GRADING

PENTHOUSE

PS DECK 10

BALCONY

BB DECK 10, 9
Railing Balcony

BC DECK 9
Railing Balcony

OCEANVIEW

OA DECK 5

OB DECK 4

OC DECK 6

OD DECK 5

OE DECK 4

OF DECK 9, 5

INTERIOR

IA DECK 10, 9, 6

IB DECK 5, 4

IC DECK 6

SUITE

SA DECK 10

ED DECK 10
Railing Balcony

BE DECK 9
Railing Balcony

OG DECK 4

OH DECK 6

OI DECK 6
Interconnecting

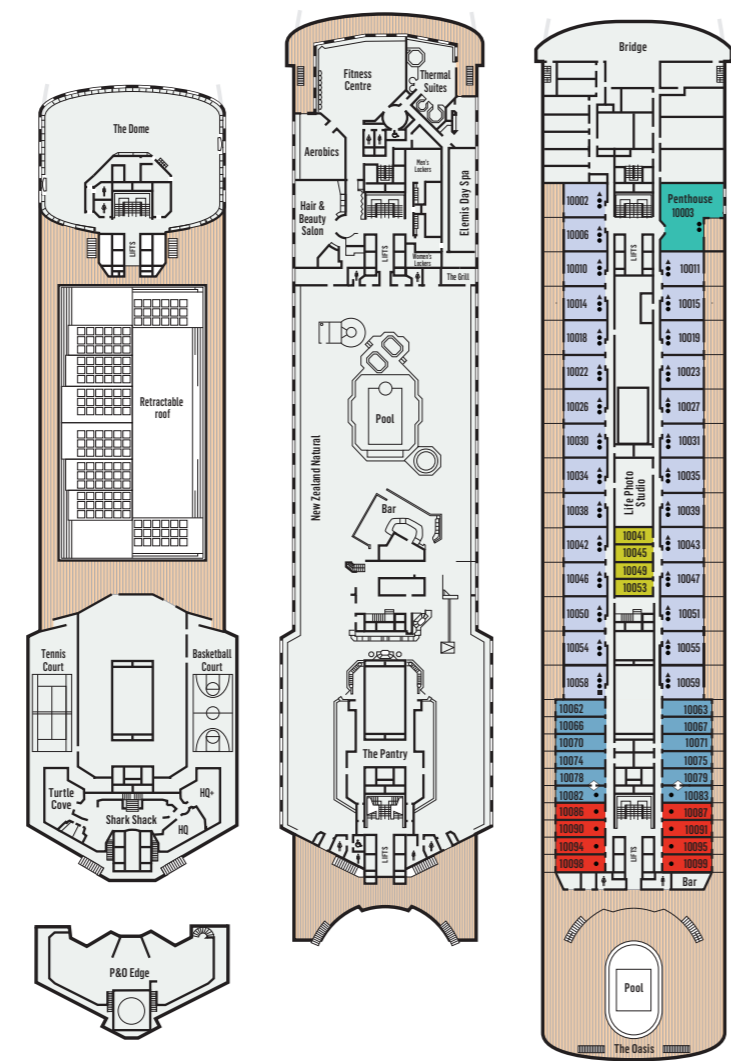
OP DECK 4, 5
Porthole

OV DECK 6
Obstructed view

ID DECK 5

IE DECK 9, 5

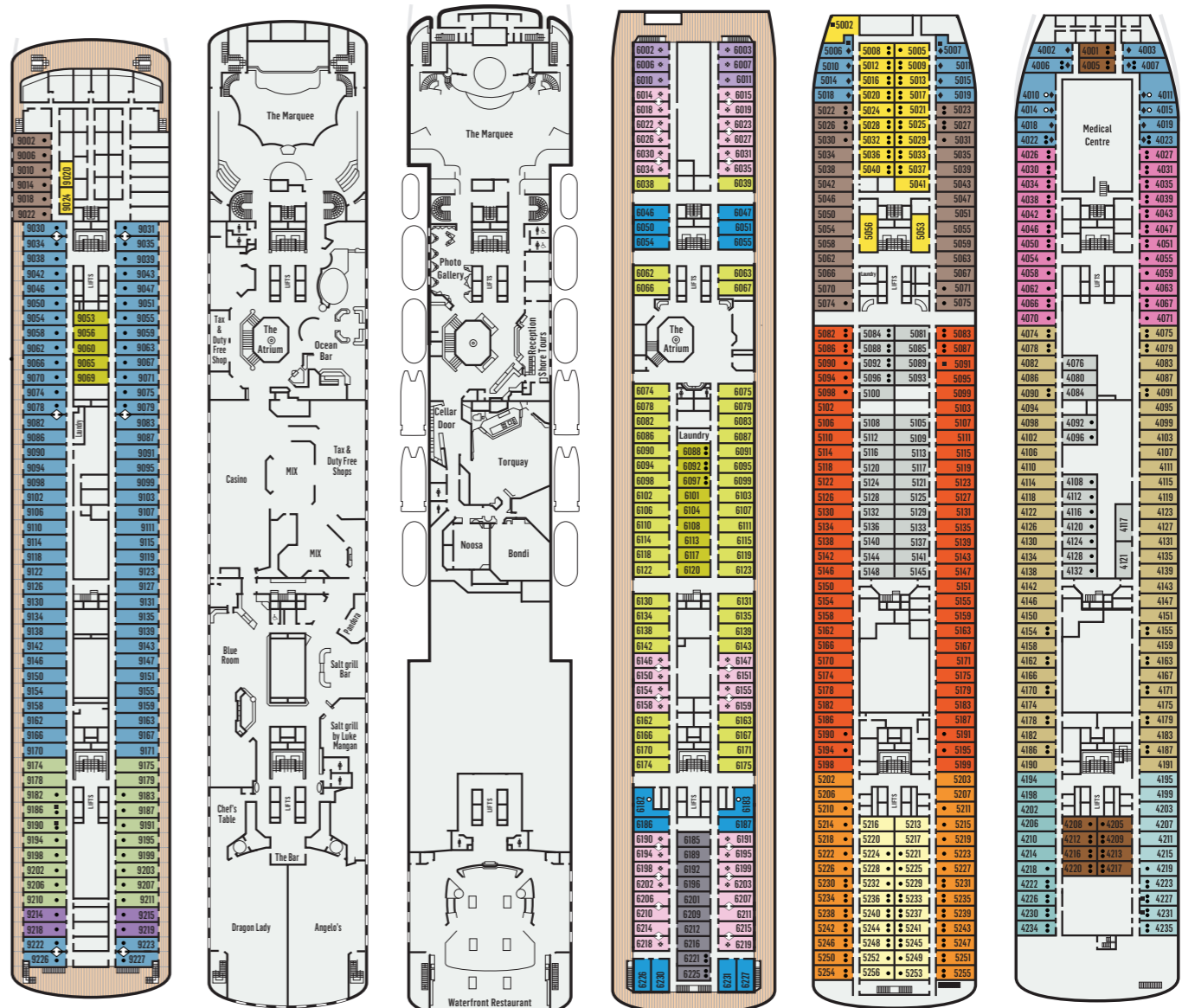
IF DECK 4



DECK 12

DECK 11

DECK 10



DECK 9

DECK 8

DECK 7

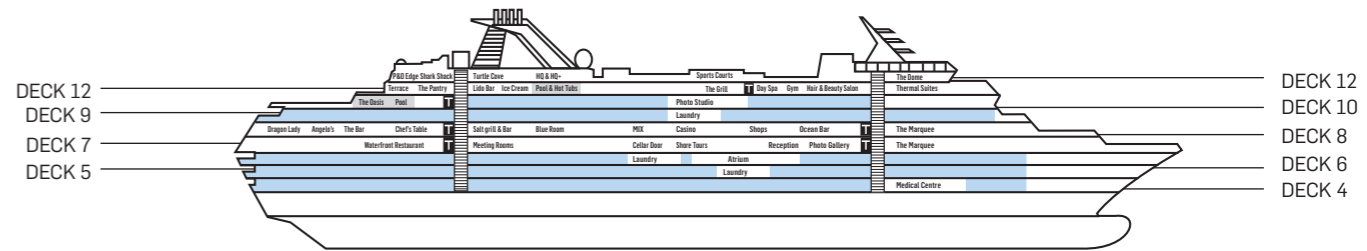
DECK 6

DECK 5

DECK 4

- Third berth available
- Third or fourth berth available
- ◆ Room with porthole
- ◊ Interconnecting rooms
- ✳ Obstructed view
- Limited mobility room
Shower only with smaller step into shower, and standard door size. These rooms are not wheelchair accessible.
- Wheelchair-accessible room
Includes wider doorways (to accommodate a wheelchair), no thresholds into the bathroom and more handrails around the bathroom. Please check at time of booking. Wheelchair-accessible rooms can only accommodate a maximum of two people, in twin or queen bedding.
- Public toilet
- ▲ Lower beds convert to a king-size bed
Note: Oceanview rooms have a shower over a bathtub.

Note: Cots are available in selected rooms. Contact P&O Cruises for more information. Deck plans are for illustration purposes only. They are not to scale and are subject to change. Bedding configuration of three- and four-berth rooms may vary, and it may not be possible to have queen bedding when the third and fourth beds (upper bunks) are in use. Please check with your travel agent or our Customer Service team at the time of booking for bedding configuration.



FORWARD

AFT