



Pacific JEWEL

1,670 GUESTS, LOWER BERTHS | 11 GUEST DECKS
 MAXIMUM SPEED: 22.5 KNOTS | 245 M/811 FT IN LENGTH
 70,310 GROSS TONNAGE | LONDON, UK REGISTRATION

ROOM GRADING

MINI-SUITE

MA DECK 11

BALCONY

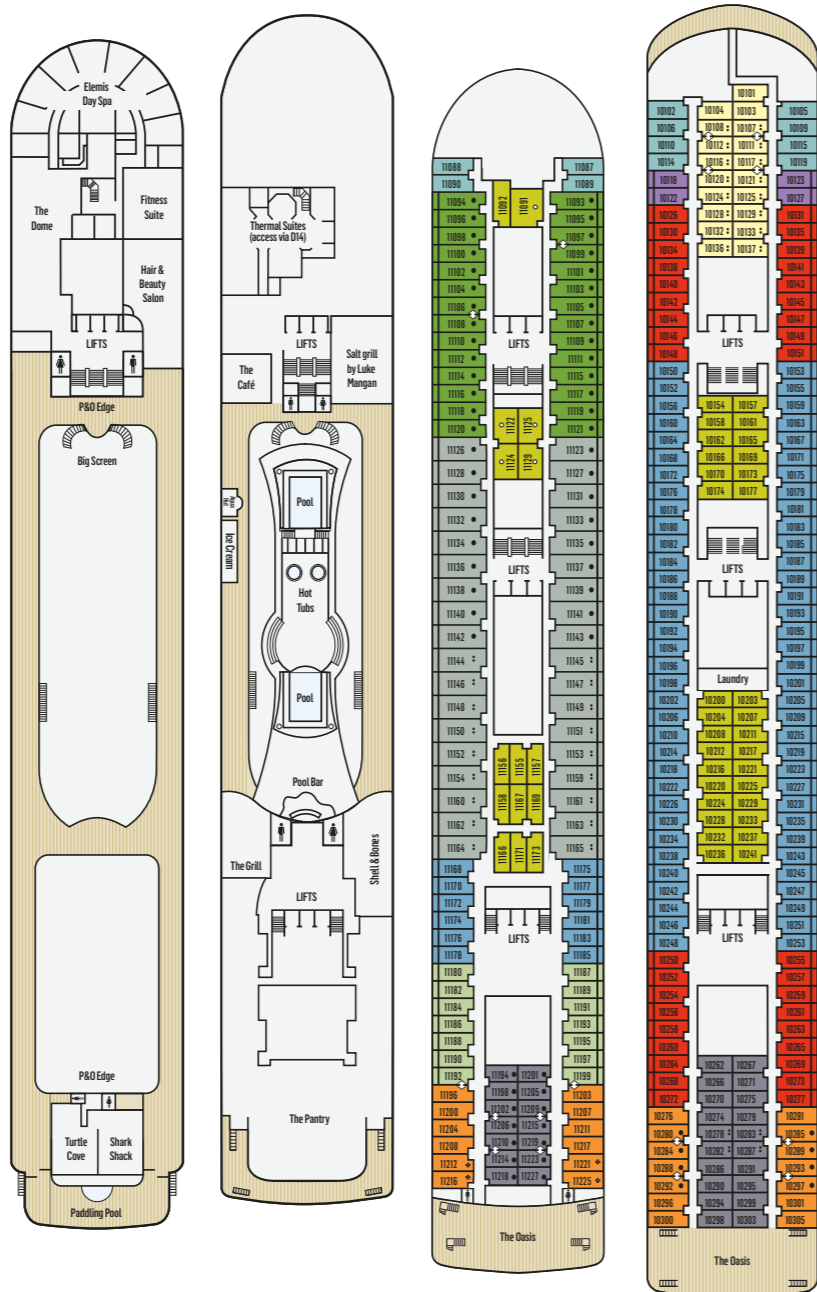
- BA DECK 11 Railing Balcony
- BB DECK 10, 11 Metal-Fronted Balcony
- BC DECK 11 Metal-Fronted Balcony
- BD DECK 10 Metal-Fronted Balcony
- BE DECK 10 Metal-Fronted Balcony

OCEANVIEW

- OA DECK 9
- OB DECK 6
- OC DECK 5
- OD DECK 11, 10, 9
- OE DECK 10, 11
- OF DECK 9
- OG DECK 8
- OH DECK 6
- OI DECK 5
- OJ DECK 5
- OV DECK 8 Obstructed view

INTERIOR

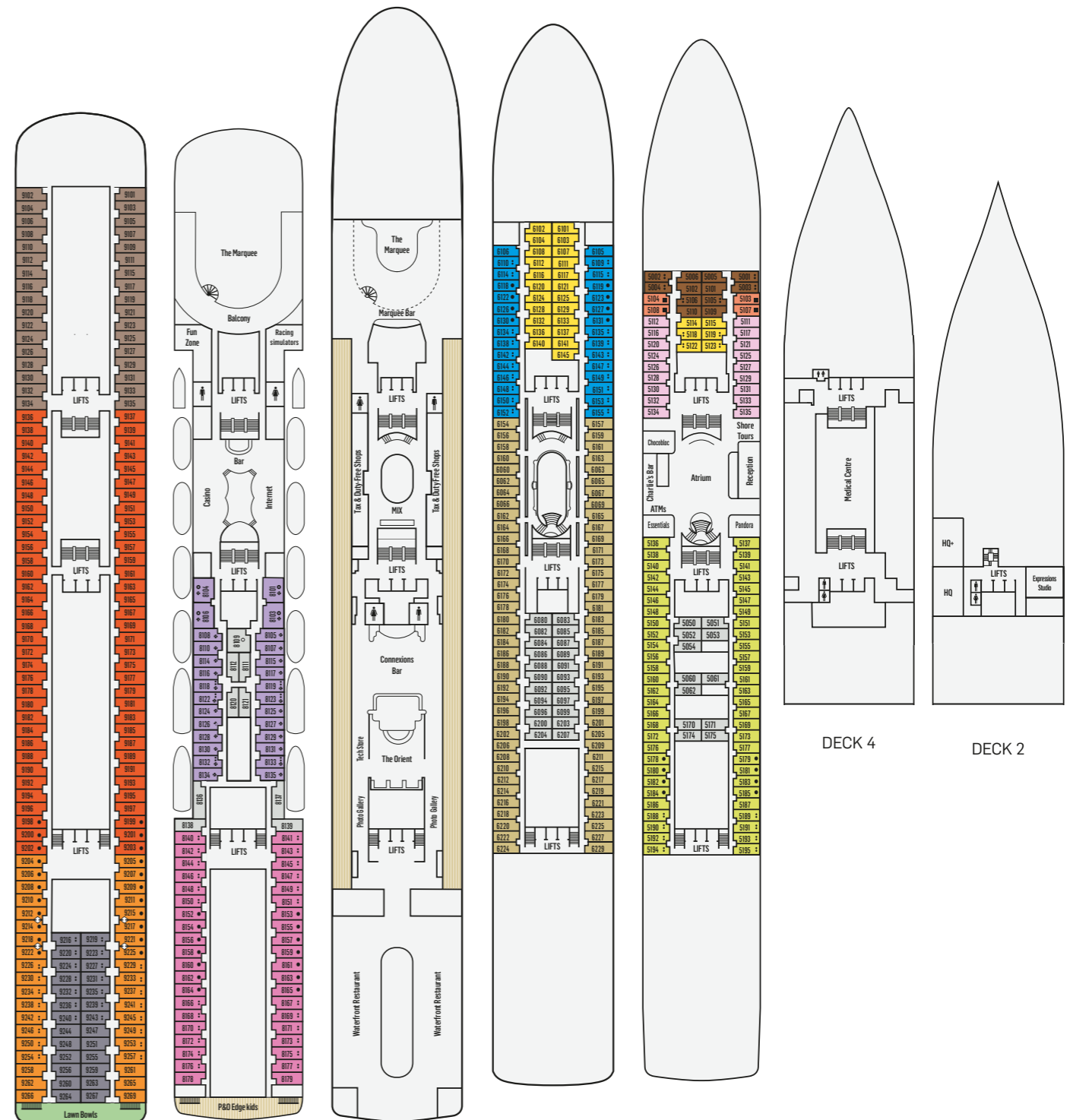
- IA DECK 11, 10
- IB DECK 8, 6, 5
- IC DECK 11, 10, 9
- ID DECK 10
- IE DECK 6, 5
- IF DECK 5



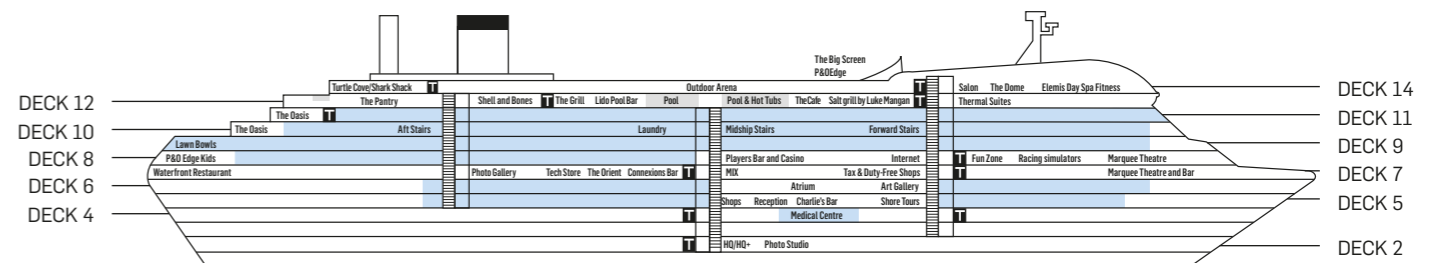
DECK 14 DECK 12 DECK 11 DECK 10

- Third berth available
- Third or fourth berth available
- ↔ Interconnecting rooms
- ✳ Obstructed view
- Wheelchair-accessible room
Includes wider doorways (to accommodate a wheelchair), no thresholds into the bathroom and more handrails around the bathroom. Please check at time of booking. Wheelchair-accessible rooms are twin only.
- Fixed queen-size bed, cannot be converted to twin beds
- ♿ Public toilet

Note: Cots are available in some rooms. For more information, contact P&O Cruises. Deck plans are for illustration purposes only. They are not to scale and are subject to change. Bedding configuration of three- and four-berth rooms may vary, and it may not be possible to have queen bedding when the third and fourth beds (upper bunks) are in use. Please check with your travel agent or our Customer Service team at the time of booking for bedding configuration.



DECK 9 DECK 8 DECK 7 DECK 6 DECK 5



FORWARD

AFT